

# Photoelectric/Proximity Sensor Connector Cable

## ■ Connector cable

### ◎ M12 Connector

Appearance		Model	Length	Cable material	
DC 2-wire type	Socket type	CID-2	2m	PVC	
		CID-2-I <sup>※1</sup>			
		CID-5	5m		
		CID-5-I <sup>※1</sup>			
		L-shaped Socket type	CLD-2		2m
			CLD-2-I <sup>※1</sup>		
	L-shaped Socket type	CLD-5	5m		
		CLD-5-I <sup>※1</sup>			
	Plug type	Plug type	CID2-2P		2m
			CID2-5P		5m
		L-shaped Plug type	CLD2-2P		2m
			CLD2-5P		5m
DC 3-wire type		Socket type	CID3-2	2m	
			CID3-5	5m	
	CLD3-2		2m		
	L-shaped Socket type	CLD3-5	5m		
		Plug type	CID3-2P	2m	
			CLD3-2P	2m	
DC 4-wire type	Socket type	CIDH4-3	3m	PVC	
		CIDH4-5	5m		
		CIDH4-7	7m		
		L-shaped Socket type	CLDH4-3		3m
			CLDH4-5		5m
			CLDH4-7		7m
	Plug type	Plug type	CIDH4-3P		3m
			CIDH4-5P		5m
			CIDH4-7P		7m
		L-shaped Plug type	CLDH4-3P		3m
			CLDH4-5P		5m
			CLDH4-7P		7m
AC 2-wire type	Socket type	CIA2-2	2m	PVC	
		CIA2-5	5m		
		CLA2-2	2m		
	L-shaped Socket type	CLA2-5	5m		
		Plug type	CIA2-2P		2m
			CIA2-5P		5m
L-shaped Plug type	CLA2-2P	2m			
	CLA2-5P	5m			

- ※1: This is IEC standard and it can be customized.  
 ※ Be careful of connection, because color is different when DC 4-wire connector cable is used for DC 2-wire sensor.

## ■ Specifications of connector cable

Ø5, 2/3/4-wire, 2m/3m/5m/7m (AWG22, core diameter: 0.08mm, number of cores: 60, insulator out diameter: Ø1.3mm)  
 For, CIDH4/CLDH4, Ø6, 4-wire, 3m/5m (AWG22, core diameter: 0.08mm, number of cores: 60, insulator out diameter: Ø1.65mm)

## ■ Connector connection cable

### ◎ M12 Connector

Appearance		Model	Length	Cable material	
Socket - Plug type	DC type	C1D4-2	2m	PVC	
		C1D4-5	5m		
		AC type	C1A4-2		2m
			C1A4-5		5m
			DC type		C2D4-2
		C2D4-5			5m
	AC type	C2A4-2			2m
		C2A4-5	5m		
		DC type	C3D4-2		2m
	C3D4-5		5m		
	AC type		C3A4-2		2m
			C3A4-5		5m
DC type			C4D4-2	2m	
	C4D4-5		5m		
	AC type	C4A4-2	2m		
C4A4-5		5m			
Plug - Plug type		DC type	C1D4-2P	2m	
	C1D4-5P		5m		
	AC type	C1A4-2P	2m		
		C1A4-5P	5m		

### ◎ M8 Connector

Appearance		Model	Length	Cable material
DC 4-wire type	Socket type	CID408-2	2m	PVC
		CID408-5	5m	
	L-shaped Socket type	CLD408-2	2m	
		CLD408-5	5m	

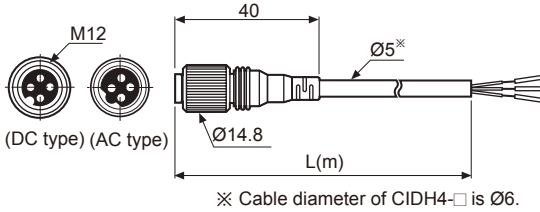
# Photoelectric/Proximity Sensor Connector Cable

## ■ Dimensions

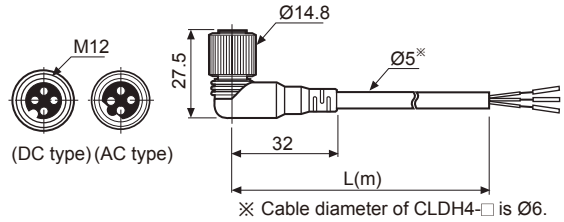
### ◎ Connector cable(socket type)

(unit: mm)

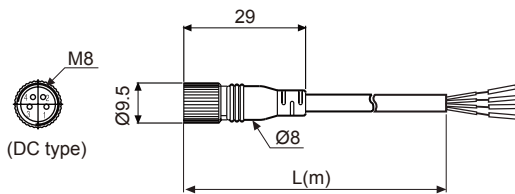
- CID2-□, CID2-□-I ● CID3-□ ● CIA2-□
- CIDH4-□



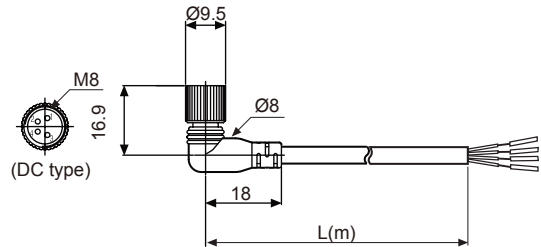
- CLD2-□, CLD2-□-I ● CLD3-□ ● CLA2-□
- CLDH4-□



- CID408-2, CID408-5



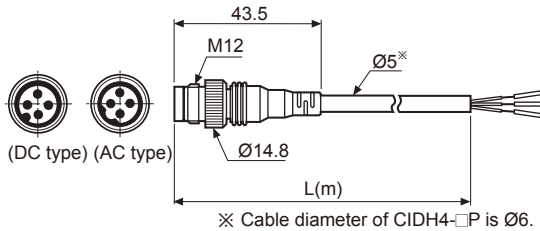
- CLD408-2, CLD408-5



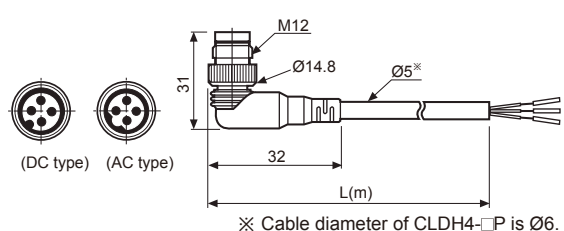
### ◎ Connector cable(plug type)

(unit: mm)

- CID2-2P ● CIA2-2P ● CID3-2P ● CIDH4-□P



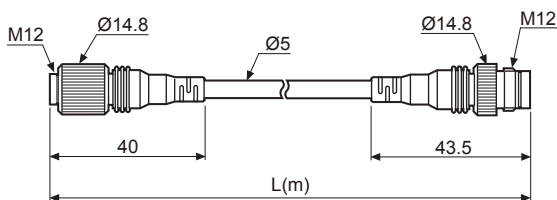
- CLD2-2P ● CLA2-2P ● CLD3-2P ● CLDH4-□P



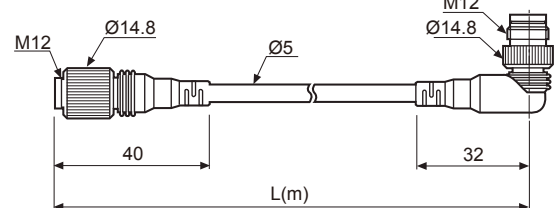
### ◎ Connector connection cable(socket-plug type)

(unit: mm)

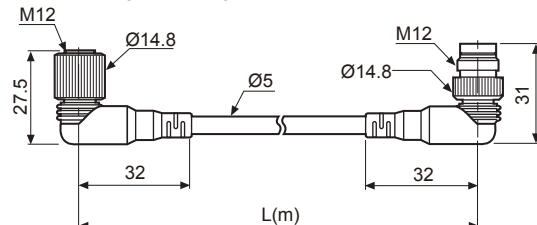
- C1□4-□(standard type)



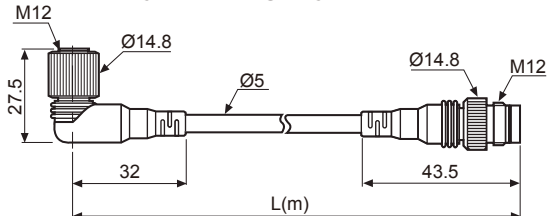
- C3□4-□(straight type = L type)



- C2□4-□(L type = L type)



- C4□4-□(L type = straight type)



(A) Photo electric sensor

(B) Fiber optic sensor

(C) Door/Area sensor

(D) Proximity sensor

(E) Pressure sensor

(F) Rotary encoder

(G) Connector/Socket

(H) Temp. controller

(I) SSR/ Power controller

(J) Counter

(K) Timer

(L) Panel meter

(M) Tacho/ Speed/ Pulse meter

(N) Display unit

(O) Sensor controller

(P) Switching mode power supply

(Q) Stepper motor& Driver&Controller

(R) Graphic/ Logic panel

(S) Field network device

(T) Software

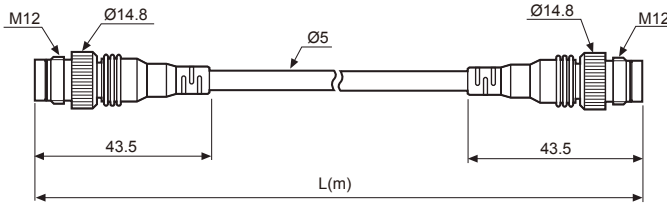
(U) Other

# Photoelectric/Proximity Sensor Connector Cable

## ◎ Connector connection cable(plug-plug type)

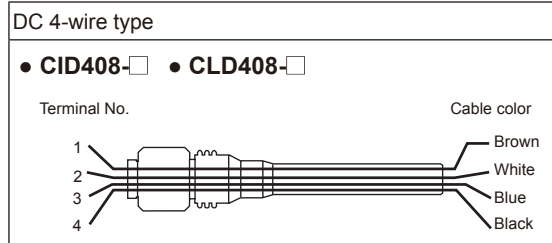
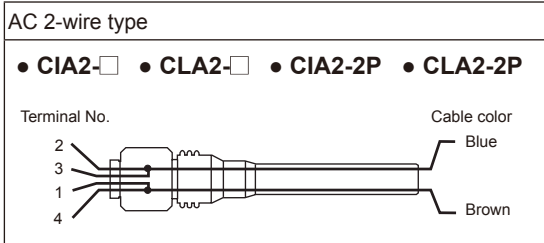
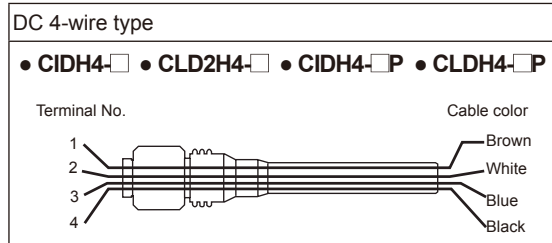
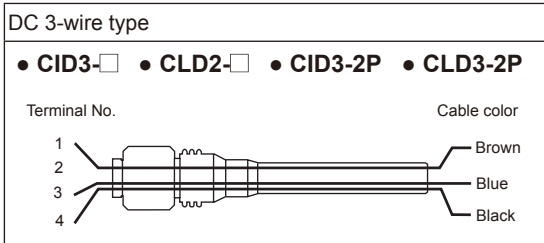
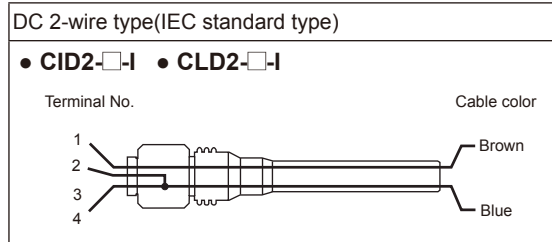
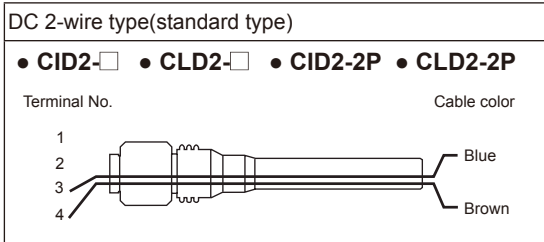
(unit:mm)

- C1D4-□P, C1A4-□P

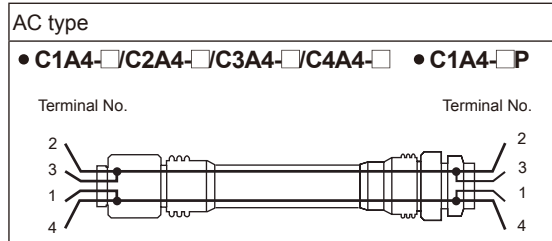
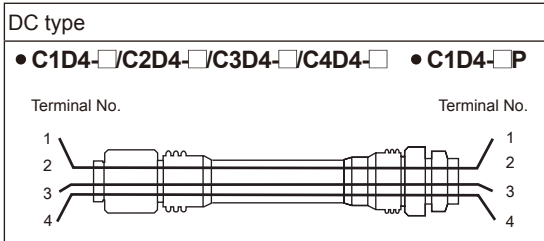


## ■ Connections

### ◎ Connector cable



### ◎ Connector connection cable



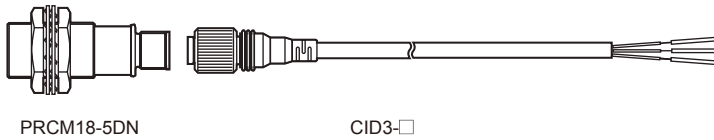
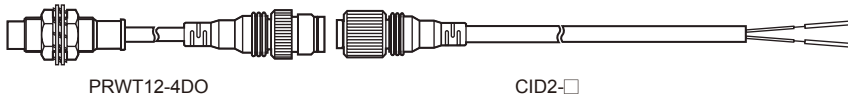
※ Pin 2 is N-C(Not Connected).

※ Pin 2 / 3, 1 / 4 are connected inside.

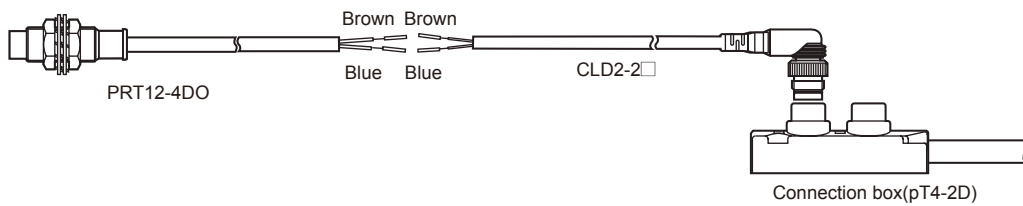
# Photoelectric/Proximity Sensor Connector Cable

## ■ Connector cable connections

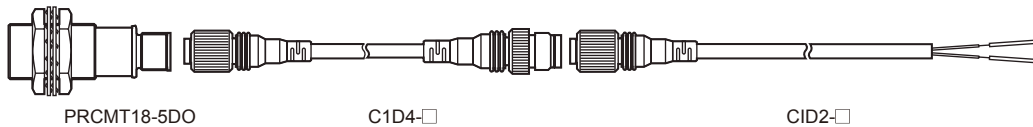
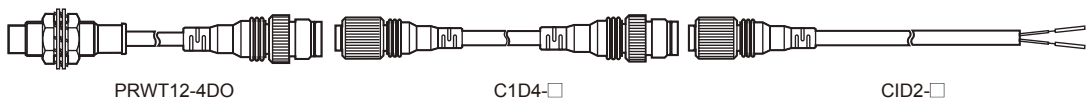
### ● Connector cable(socket type)



### ● Connector cable(plug type)



### ● Connector connection cable(socket-plug type)



(A)  
Photo  
electric  
sensor

(B)  
Fiber  
optic  
sensor

(C)  
Door/Area  
sensor

(D)  
Proximity  
sensor

(E)  
Pressure  
sensor

(F)  
Rotary  
encoder

(G)  
Connector/  
Socket

(H)  
Temp.  
controller

(I)  
SSR/  
Power  
controller

(J)  
Counter

(K)  
Timer

(L)  
Panel  
meter

(M)  
Tacho/  
Speed/  
Pulse  
meter

(N)  
Display  
unit

(O)  
Sensor  
controller

(P)  
Switching  
mode power  
supply

(Q)  
Stepper  
motor&  
Driver&Controller

(R)  
Graphic/  
Logic  
panel

(S)  
Field  
network  
device

(T)  
Software

(U)  
Other